

KU Faculty/Staff Smoke-Free Campus Survey

Spring 2013

Prepared by

Office of Institutional Research and Planning

May 17, 2013

Table of Contents:

Response Rate Summary.....	1
Survey Responses.....	2
Verbatim Comments by Respondent.....	6
Survey.....	84

KU Faculty/Staff Smoke-Free Campus Survey

May 2013

A survey invitation was sent to approximately 8,384 University of Kansas faculty and staff on April 17, 2013 using the kulsfa-l distribution list. This survey was conducted to determine the interest level of faculty and staff in the development of a more restrictive smoking policy at the University of Kansas. This is the first time this survey was conducted.

1,506 people filled out the survey, including 25 who printed off and mailed in the survey. The response rate was 18%.




The survey was open from April 17 – May 17, 2013.

KU Faculty/Staff Smoke-Free Campus Survey Results




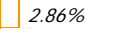
Spring 2013

Respondents
1,506
 Number



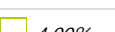
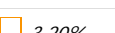
Do you currently use tobacco products?

Choices	Percentage	Count
No	 73.21%	1052
Past User	 18.02%	259
Yes	 8.77%	126
Total		1437
<i>Unanswered</i>		<i>69</i>




If you answered "yes" or "past user," how often do/did you use these product(s)?

Choices	Percentage	Count
Daily	 82.81%	318
Occasionally	 7.81%	30
Weekly	 6.51%	25
Rarely	 2.86%	11
Total		384
<i>Unanswered</i>		<i>1122</i>

If you currently smoke, how many years have you been smoking?

Choices	Percentage	Count
Greater than 5 years	 88.80%	111
More than 3 years and less than 5 years	 4.00%	5
More than 1 year and less than 3 years	 4.00%	5
Less than 1 year	 3.20%	4
Total		125
<i>Unanswered</i>		<i>1381</i>

If you currently use dip or snuff, how many years have you been using?

Choices	Percentage	Count
Greater than 5 years	 66.67%	10
More than 1 year and less than 3 years	 13.33%	2
Less than 1 year	 13.33%	2
Total		15
<i>Unanswered</i>		<i>1491</i>

Choices	Percentage	Count
More than 3 years and less than 5 years	<input type="text" value="6.67%"/>	1
Total		15
<i>Unanswered</i>		<i>1491</i>

Do you know the current University of Kansas smoking and tobacco policy?

Choices	Percentage	Count
Yes	<input type="text" value="74.83%"/>	1103
No	<input type="text" value="13.64%"/>	201
Not sure	<input type="text" value="11.53%"/>	170
Total		1474
<i>Unanswered</i>		<i>32</i>

Do you think the University of Kansas should have a stricter tobacco policy?

Choices	Percentage	Count
Yes	<input type="text" value="58.95%"/>	876
No	<input type="text" value="26.24%"/>	390
Not sure	<input type="text" value="14.80%"/>	220
Total		1486
<i>Unanswered</i>		<i>20</i>

Would you be in favor of a tobacco-free campus?

Choices	Percentage	Count
Yes	<input type="text" value="58.20%"/>	866
No	<input type="text" value="31.59%"/>	470
Not sure	<input type="text" value="10.22%"/>	152
Total		1488
<i>Unanswered</i>		<i>18</i>

Would you be in favor of a smoke-free campus?

Choices	Percentage	Count
Yes	<input type="text" value="65.71%"/>	983
No	<input type="text" value="28.07%"/>	420
Not sure	<input type="text" value="6.22%"/>	93
Total		1496
<i>Unanswered</i>		<i>10</i>

Would you be in favor of a smoke-free campus with designated smoking areas in place?

Choices	Percentage	Count
Yes	<input type="text" value="48.59%"/>	724

Choices	Percentage	Count
No	<input type="text" value="34.77%"/> 34.77%	518
Not sure	<input type="text" value="16.64%"/> 16.64%	248
Total		1490
<i>Unanswered</i>		<i>16</i>

If either policy (tobacco-free or smoke-free) were put into effect, would it create a better work environment?

Choices	Percentage	Count
Yes	<input type="text" value="57.94%"/> 57.94%	865
No	<input type="text" value="24.31%"/> 24.31%	363
Not sure	<input type="text" value="17.75%"/> 17.75%	265
Total		1493
<i>Unanswered</i>		<i>13</i>

On which campus do you predominately work?

Choices	Percentage	Count
Lawrence	<input type="text" value="96.25%"/> 96.25%	1437
Edwards	<input type="text" value="1.07%"/> 1.07%	16
Other	<input type="text" value="0.74%"/> 0.74%	11
KLETC	<input type="text" value="0.27%"/> 0.27%	4
Parsons	<input type="text" value="0.13%"/> 0.13%	2
Wichita	<input type="text" value="0.13%"/> 0.13%	2
KCK	<input type="text" value="0.13%"/> 0.13%	2
Other	[View] <input type="text" value="1.27%"/> 1.27%	19
Total		1493
<i>Unanswered</i>		<i>13</i>

What is your position?

Choices	Percentage	Count
Staff	<input type="text" value="77.66%"/> 77.66%	1147
Faculty	<input type="text" value="22.34%"/> 22.34%	330
Total		1477
<i>Unanswered</i>		<i>29</i>

What is your primary area of responsibility?

Choices	Percentage	Count
Administrative office	<input type="text" value="31.77%"/> 31.77%	466
Total		1467
<i>Unanswered</i>		<i>39</i>

Choices	Percentage	Count
Academic unit	<input type="text" value="30.06%"/> 30.06%	441
Research unit	<input type="text" value="16.56%"/> 16.56%	243
Student Services	<input type="text" value="11.52%"/> 11.52%	169
Campus operations	<input type="text" value="10.09%"/> 10.09%	148
Total		1467
<i>Unanswered</i>		<i>39</i>

What is your gender?

Choices	Percentage	Count
Female	<input type="text" value="60.98%"/> 60.98%	894
Male	<input type="text" value="38.95%"/> 38.95%	571
Other queer	<input type="text" value="0.07%"/> 0.07%	1
Total		1466
<i>Unanswered</i>		<i>40</i>

In what year were you born?

Choices	Percentage	Count
2000	<input type="text" value="3.92%"/> 3.92%	59
1957	<input type="text" value="3.19%"/> 3.19%	48
1962	<input type="text" value="3.19%"/> 3.19%	48
1960	<input type="text" value="2.99%"/> 2.99%	45
1975	<input type="text" value="2.99%"/> 2.99%	45
1969	<input type="text" value="2.92%"/> 2.92%	44
1954	<input type="text" value="2.72%"/> 2.72%	41
Other	[View] <input type="text" value="78.09%"/> 78.09%	1176
Total		1506